



CS80/90/110

**Battery, Diesel or Bifuel operated compact sweepers
with a great production capacity.**

They have a working width of 112, 122 and 142 cm





CS80/90/110

Suitable for cleaning the most stubborn dirt on large outdoor and indoor surfaces such as big stores, squares and car parks up to more than 20,000 sq.m

The CS80/90/110 sweepers are suitable for cleaning big surfaces or small and narrow and cluttered up areas thanks to the box frame built around the centre brush which is very compact but also extremely strong.

The hydraulic system designed to reduce waste and keep oil temperature within optimum values increases performance and minimises the use of energy. The result of the combination of these elements is the

considerable reduction in consumption compared to the previous model and, as a result, the machine's autonomy is longer which is now able to work for up to 4 hours (CS90B-CS110B version installing 480 Ah C5 batteries). To guarantee maximum driving comfort for the operator at all times and maximum reliability, all the main functions are hydraulic: Traction; Lifting and emptying the rubbish container; Rotating the brushes; Vacuuming dust.



CS80/90/110 sweepers are fitted with an innovative instrument panel, like the one you would find in a car, with instant display of all the functions. The innovative steering wheel has been designed to make driving extremely comfortable



The vacuumed air is discharged through grilles located high up on the machine. This means that none of the dust that has settled on the surface surrounding the machine is lifted, thus guaranteeing excellent cleaning results





CS80/90/110

Studied to provide maximum driving comfort for the worker, maximum accessibility for routine maintenance, simple and quick, and to have extremely reduced running costs

The CS80/90/110 sweepers have been created to make the operator's job comfortable and easy. They have been studied in minimum detail: the driver's seat can be accessed from both sides and the elegant instrument panel allows the operator to have the situation always under control. The CS80/90/110 sweepers are designed

to provide maximum access to the engine compartment (in the Diesel or Bifuel version) and to the battery compartment (in the battery version). Thanks to this accurate study, any type of routine and extraordinary maintenance can be done inside the machine without ever being obstructed, guaranteeing quickness and greatly reduced costs.



Just the checking of the oil or changing the filters for instance, in the motorised version, is now very easy. In the B version the box that houses the electrical devices is positioned centrally so it is quick and easy to check the devices and the level of the fluid in the battery elements. A battery box can be installed with a capacity of up to 480 Ah C5 (CS90B-CS110B version)

A fabric bag filter, with a large filtering surface - 7 sq.m (CS80) - 8 sq.m (CS90-CS110) - lasts a very long time and ensures excellent results even in environments where there is a lot of fine dust thanks to the powerful filter shaker. The filter is easy to remove without the use of tools, to check or replace it. No maintenance is required thanks to the periodical use of the electric filter shaker. Filters in fabrics for specific applications are available upon request



The pressure and height adjustment of the central brush are controlled simply by the knob near the brush. Brush height adjustment depending on wear can, therefore, be done very easily. This ensures a longer brush life cycle



The central brush is the floating type and self-adjusts to keep in contact with the ground all the time



Discharge height: 1.4 m
The front box for collecting dirt has a capacity* of: 190 l. (CS80) - 220 l. (CS90) - 270 l. (CS110) and is lifted by a 2-piston hydraulic system operated by the handy control where the driver sits. Vacuuming is operated by a hydraulic motor

* Measurement read on the edge of the filter



The side brush retracts in the event of accidental knocks, thus avoiding all possible damage. The brush's slanting angle can be adjusted to better adapt to cleaning along borders













Besides reducing mechanical stress the large diameter wheels also make working more comfortable. Their sturdy support helps keep operating characteristics always the same.

Both versions have hydraulically controlled brakes as a standard feature



The suction turbine attached directly on the rubbish container and operated by the hydraulic motor guarantees performance constancy over time

TECHNICAL DESCRIPTION		CS80B	CS80D	CS80 Bifuel	CS90B	CS90D	CS110B	CS110D	CS110 Bifuel
Forward speed	km/h	0+8	0+7	0+8	0+8	0+8	0+8	0+8	0+8
Max gradient with empty hopper	%	14	15	20	14	20	14	20	20
Max gradient with full hopper	%	10	10	10	10	10	10	10	10
Electric motor	V/W	36/4000	-	-	36/4000	-	36/4000	-	-
Diesel engine	HP	-	14 (Lombardini)	12 (Honda)	-	20 (Perkins)	-	20 (Perkins)	21 (Honda)
Filter shaker motor	V/W	12/110	12/110	12/140	12/110	12/110	12/110	12/110	12/110
Suction	m ³ /h/ ft ³ /h	hydraulic 160/5654	hydraulic 160/ 5654	hydraulic 160/ 5654	hydraulic 160/ 5654	hydraulic 160/ 5654	hydraulic 160/ 5654	hydraulic 160/ 5654	hydraulic 160/ 5654
Dump height	mm/inch	1330/55,3	1330/55,3	1330/55,3	1330/55,3	1330/55,3	1330/55,3	1330/55,3	1330/55,3
Debris hopper capacity with filter/without filter	l/gal	190/360	190/360	190/360	220/400	220/400	270/480	270/480	270/480
Filter surface area	m ² /ft ²	7/75,3	7/75,3	7/75,3	8/86	8/86	8/86	8/86	8/86
Batteries	V/Ah C5	36/320	-	-	36/480	-	36/480	-	-
Batteries weight	Kg/lb	340/750,5	-	-	500/1104	-	500/1104	-	-

	 Working width mm/inch (with side brush)	 Number of side brushes/ Ø mm/inch	 Power supply V/ traction	 Central brush width mm/inch	 Front-mounted hopper	 Rear-mounted hopper	 Type of dumping system	 Working width up to m ² /h ft ² /h	 Machine dimensions mm/inch L x H x VV	 Machine weight kg/lb (without batteries)
CS80B CS90B CS110B	1120/44,2 1220/48,1 1420/56	1-2/500/19,7	36/ hydraulic	800/31,6 900/35,5 1100/43,4	•	-	hydraulic	9510/102368 10370/111625 12070/129924	2020/79,8 1430/56,4 1130/1230/1430 44,6/48,5/56,4	700/1545 710/1567 750/1655
CS80D CS90D CS110D	1120/44,2 1220/48,1 1420/56	1-2/500/19,7	-/ hydraulic	800/31,6 900/35,5 1100/43,4	•	-	hydraulic	10080/108503 10980/118191 12780/137567	2020/79,8 1430/56,4 1130/1230/1430 44,6/48,5/56,4	730/1611 770/1700 820/1810
CS80 CS110 Bifuel	1120/44,2 1420/56	1-2/500/19,7	-/ hydraulic	800/31,6 1100/43,4	•	-	hydraulic	10080/108503 12780/137567	2020/79,8 1430/56,4 1130/1430 44,6/56,4	730/1611 820/1810

The machines are manufactured in compliance with the directives 2006/42/CE, 2006/95/CE, 2004/108/CE and with the standards IEC 60335-1 and IEC 60335-2-72.



The steel parts are subject to treatment which guarantees a long life and makes the parts oxidation-proof.

KEY WORDS:



Machine for industrial use



D - Diesel-powered machine



B - Battery powered machine with voltage value



COMAC spa
Via Maestri del Lavoro, 13
37059 Santa Maria di Zevio - Verona - Italy
Tel. +39 045 8774222 - Fax +39 045 8750303
on line: www.comac.it - e-mail: com@comac.it

An ISO 9001:2008 Organisation certified by Q.C.B. Italy